



- ADAPTIVE GRAZING - BEETALOO STATION
- POLLEDNESS IN CATTLE
- HAVE A LAUGH
- BELLYACHE BUSH
- TERRITORY CONSERVATION SUCCESS
- BRAC UPDATE
- NEW LOSS CARRY-BACK SCHEME FOR TAX
- WHAT, WHEN & WHERE
- AROUND THE TRAPS
- PASTORAL MARKET UPDATE

ISSN: 1325-9539

March 2013



# BARKLY BEEF

## **Making Production and Conservation Gains through Adaptive Grazing at Beetaloo Station**

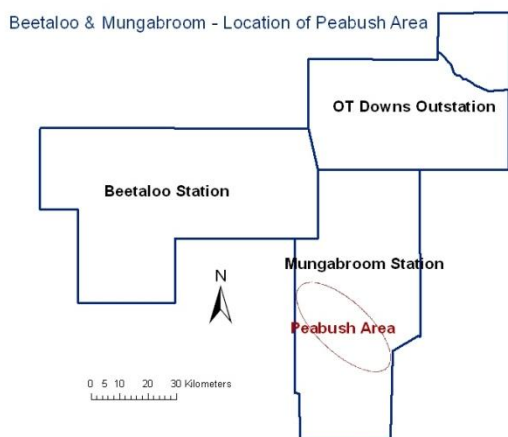
*Jane Douglas, Pastoral Technical Officer & Dionne Walsh, Rangeland Programme Coordinator*

One of the problems typically seen on extensive cattle properties is uneven utilisation of pastures. During the dry season most cattle need to return to water points to drink at least once a day. In large paddocks with few waters, this results in areas close to water being overgrazed and areas beyond the walking range of cattle being undergrazed. The subsequent decline in feed levels and land condition close to water is detrimental to animal production. Impacts include poor rates of live weight gain, the loss of body condition in breeders, and reduced branding rates.

The Dunnicliffs and Armstrongs at Beetaloo had noticed that the traditional set stocking regime was impacting on their land condition and animal performance. Previous experience in both temperate and tropical environments convinced them that a rotational grazing system would allow them to achieve greater control of the herd and improve the performance of the pastures and animals. When they took over, there were approximately 40 waters across Beetaloo, Mungabroom, and OT Downs. In order to realise the carrying capacity and production potential of the leases, a substantial infrastructure development program has been undertaken. There are now more than 500 waters and thousands of kilometres of new fencing on the properties.

A joint partnership between the Barkly Landcare & Conservation Association, the Dunnicliff & Armstrong families and the DPIF has been developed to conduct a Caring For Our Country funded project looking into how the emerging management system compares to “traditional” extensive pastoral management in the region. The adaptive grazing demonstration will gather scientific evidence of what the pastures and biodiversity were like in the initial stages of the development and grazing program and how they change over time. The project will investigate practices that have potential to:

- increase herd productivity
- improve and maintain land condition and contribute to soil carbon sequestration
- maintain biodiversity values within a productive native pasture ecosystem
- increase water use efficiency



The Peabush demonstration site is located on Mungabroom station. The site is predominantly open Mitchell grass plains with some scrubby red soil country encroaching on the western edge. When the family took over, this was an area of about 1,800km<sup>2</sup> with only nine waters and was running about 2,300 head. Significant water and fencing infrastructure intensification in the Peabush area was completed in 2009, resulting in 33 tanks, 3 dams and an average paddock size of about 12km<sup>2</sup>. In 2012 the eastern side of the Peabush rotation area was further subdivided into paddocks of about 4km<sup>2</sup>. Each rotation paddock has access to two waters (in diagonally opposite corners). These paddocks have been used for grazing entire bulls in

an informal rotation prior to live export. Once all the weaners have been accumulated, the weaner bulls are grouped up into a rotation mob in about November or December each year. A sample of bulls is weighed upon entry into the rotation. The intention is to run relatively large mob sizes (5,000-7,000 head) in a short duration rotation (e.g. 3-4 day moves) commencing in the 2012/13 wet season.

**Set Stocked Area Near No. 9 Bore  
October 2012**



**Adjacent Rotation Paddock Near No. 9  
Bore October 2012**



**A visit to the site in October 2012 showed that the set stocked areas had high levels of defoliation compared to the adjacent rotation paddocks near No. 9 Bore and illustrates the issue that the development program is trying to address.**

The demonstration aims to measure the potential for sustainably intensifying production through grazing practices that give greater control of livestock distribution, grazing pressure and pasture utilisation. The practices being evaluated are intensive infrastructure development and rotational grazing. These will be compared to the “traditional” low development, continuous grazing approach typically practiced in the Barkly region.

Several research questions are being investigated at this demonstration site:

- To what extent has the change in management improved and maintained land condition?
- What impact has the change in management had on biodiversity?
- What impact has the change in management had on the productive potential of the land under management?
- What impact has the change in management had on the economic performance of the production enterprise?

Two pasture-related questions are being tested. It is hypothesised that greater control of livestock distribution, grazing pressure and pasture utilisation will:

1. *Stabilise or improve land condition compared to “traditional” continuous grazing.*
2. *Achieve more even pasture utilisation and improve the annual management of the pasture supply compared to the traditional grazing approach.*

---

## Polledness in Cattle

---

*Tim Schatz, Principal Pastoral Production Officer, Berrimah*

Whether cattle are horned or polled is determined by their genes. The main gene that influences polledness is the horn/poll gene and all cattle have this gene. In some cattle this is the only gene affecting polledness, but there are 2 other genes that can also affect polledness in some cattle. These are the Scur gene (which can occur in all breeds) and the African horn gene (which only occurs in tropical breeds). The frequency of the African horn gene (Af) in different breeds is not known but is generally considered to be quite low. The frequency of the Scur gene is more common than the African horn gene, but both of these genes play a minor role in affecting polledness in comparison to the horn/poll gene, and in fact only interact with or modify the expression of the horn/poll gene.

The way the genetics of polledness works is as follows: All animals inherit a pair of alleles (form of a gene) for the horn/poll gene (they get one copy from each parent). The gene for polledness (P) is dominant to the gene for horns (H) and so when an animal has copy of the polled gene it will be polled even if its other copy of the gene is for horns. Animals with one of each copy of the gene (i.e. PH) are known as being heterozygous polled and appear polled even though they carry one copy of the gene for horns. Heterozygous polled animals can produce horned offspring when they pass on a copy of the gene for horns (H) to their offspring, and their offspring also get a copy of the gene for horns (H) from their other parent (and so are HH). Therefore if a producer is trying to breed a polled herd it is better to use homozygous polled (PP) bulls as they will always pass on a polled gene (P) to their offspring.

The following table shows the percentage of polled progeny that result from parents with different combinations of the horn/poll genes. However it should be noted that when the Scur and African horn genes are present in a herd that the percentages of offspring that are visually polled and horned are likely to be different as some of the cattle with the horn/poll genes for polledness (i.e. PP and PH) can have scurs or horns due to the effects of the Scur and African horn genes (this will be explained later in this article).

Table 1: The percentage of polled and horned offspring from parents with different horn/poll genes.

Parents		Offspring		
Bull	Cow	Homozygous polled (PP)	Heterozygous polled (PH)	Homozygous horned (HH)
Homozygous polled	Heterozygous polled	50%	50%	
Homozygous polled	Homozygous horned		100%	
Homozygous polled	Homozygous polled	100%		
Heterozygous polled	Heterozygous polled	25%	50%	25%
Heterozygous polled	Homozygous horned		50%	50%
Heterozygous polled	Homozygous polled	50%	50%	

*Note: Homozygous polled (PP) appear polled, Heterozygous polled (PH) appear polled; Homozygous horned (HH) appear horned.*

Unfortunately where the Scur and African horn genes are present in a population (herd), then the genetics of polledness is more complicated and the proportion of polled and horned offspring is more difficult to work out. These genes interact with the horn/poll gene to determine whether progeny appear polled, horned or scurred. (Scurs are generally loose and movable beneath the skin i.e. they are not attached to the skull. The size of scurs is quite variable; ranging from small scabs to growths about 15 cm long, although they are usually short).

The gene for scurs is transmitted separately to the horn/poll gene and so has no effect on the presence or absence of horns. Scurs can only be seen in animals that have the horn/poll genes for polledness (i.e. PP and PH), as all animals with the horn/poll genes for horns (HH) will have horns and this will not allow any expression of the Scur gene to be seen.

As with the horn/poll gene, animals inherit one copy of the Scur gene (either Sc or Sn) from each of their parents. However the gene for scurs is expressed differently to the horn/poll gene. The way the gene for scurs is expressed depends on the sex of the animal. In males the Scur gene (Sc) is dominant, so heterozygous males (ScSn) appear scurred, and to appear polled a male must have 2 copies of the gene for no scurs (SnSn). In females the Sc is recessive so heterozygous females (ScSn) appear polled and only females with 2 copies of the Scur gene (ScSc) have scurs.

The following table shows how the horn/poll and Scur genes interact to determine the horn status of animals.

horn/poll Gene	Scur gene	Females	Males
PP	ScSc	Scurred	Scurred
PP	ScSn	Polled	Scurred
PP	SnSn	Polled	Polled

*Note: the outcomes are the same for heterozygous polled (PH) animals, but all horned (HH) animals will have horns and this will not allow any expression of the Scur gene to be seen.*

While the frequency of the African horn gene is much lower, it can also affect whether animals appear horned or polled when it is present. The African horn gene works similarly to the Scur gene in that the African horn gene (Af) is dominant to the polled gene (An) in males and recessive in females. Therefore if an animal has the African horn and Scur genes (as well as the horn/poll genes); for a male to be actually polled it must have the horn/poll genes for polledness (i.e. be PP or PH) and 2 copies of the Scur genes for polledness (SnSn) and 2 copies of the African horn gene for

polledness (AnAn). It is generally believed that the incidence of the African horn gene is very low but where a homozygous polled (PP) bull is used over Brahman females and a small percentage of the male calves have horns then this would be due to the African horn gene (Af) being present in the cows.

As a result of the way the genetics of polledness works, it is not possible to predict with accuracy the incidence of polledness in the offspring from PP or PH bulls in herds where the Scur and African horn genes are present. In these situations the percentage of polled animals will be affected by the frequency of the Scur and African horn genes in the cow herd (and there are not currently tests for these genes). However if homozygous polled bulls (PP) that are actually visually polled (and so must be SnSn and AnAn if they have Scur and African Horn genes) are used, then over time the frequency of the Scur and African horn genes will be diminished and the incidence of polledness will increase. While the breeding of a polled herd will be quicker if only PP bulls are used (identified by DNA testing) and cows that are not polled are culled, selecting for a single trait such as polledness is not advised as it can be at the expense of other economically important traits (e.g. growth, fertility etc.). Rather a more balanced approach to selection with a priority for polled animals is recommended.



**Above: A polled F1 Senepol x Brahman calf bred at the Victoria River Research Station**

Tim Schatz  
Principal Pastoral Production Officer  
Ph 89992332

## Calling all Happy Snappers!!


*Have you got a great photo which captures the character of the Barkly pastoral region?*


Well, we are looking for a local photo of cattle or the landscape to put on the cover of the Barkly Pastoral Industry Survey, which will be launched later this year.

The last survey carried out in 2004 provided valuable information on the region and the reports have been widely used as an industry benchmarking and planning tool. The winning photo will not only grace the cover of the Barkly survey report, but will also earn the photographer a copy of Scott Bridle's magnificent collection of bush photographs in his book, *Outback!* So please send your winning entry to [casey.collier@nt.gov.au](mailto:casey.collier@nt.gov.au)

DEPARTMENT OF PRIMARY INDUSTRY, FISHERIES AND MINES

Pastoral Industry Survey 2004  
Tennant Creek





Tiger had reached that age when you just never know.

### A Police STOP at 2 AM

An elderly man is stopped by the police around 2 a.m. and is asked where he is going at this time of night.

The man replies, "I am on my way to a lecture about alcohol abuse and the effects it has on the human body, as well as smoking and staying out late."

The officer then asks, "Really? Who is giving that lecture at this time of night?"

The man replies, "That would be my wife."

## Is Bellyache Bush Taking Over Your Pastures?

*Kay Bailey, National Bellyache Bush Coordinator Weeds of National Significance*

At this time of the year any decent rain in Northern Australia will have resulted in a flush of growth of bellyache bush, a Weed of National Significance. Large areas of river flats and riparian areas will be taking on a purple-red or green hue depending on the type of bellyache bush that occurs in the area.

Within 2 months each plant can produce hundreds of seed which will remain viable in the soil for up to a decade in dry conditions. To prevent banking the seed and many years of subsequent control work, it is time to treat the bellyache bush in order to retain what is often your most productive pastures and access to your rivers.



**Vigorous bellyache bush takes over pasture adjacent to the Corella River**

Trials have shown that the best way to beat bellyache bush is to maintain good ground cover. This competitive environment will slow down the growth of each bellyache bush plant, increase the length of time before it flowers and sets seed and reduce the number of seeds produced.

Once established, there are many ways to effectively control this weed. These range from manually hand pulling for small areas to spraying and use of mechanical methods such as slashing and mulching for larger infestations. Fire is also an effective tool against bellyache bush provided there is enough fuel. You can find details of all these control methods in the *Bellyache bush (Jatropha gossypifolia) management manual* at

[www.weeds.org.au/WoNS/bellyachebush](http://www.weeds.org.au/WoNS/bellyachebush).

Follow-up control is vital as dense seedling germination will occur soon after treatment. It is important that you only treat the area that you can continue managing.

Preventing the spread of bellyache bush is the most effective way to protect your pastures. Maintain good ground cover and remove isolated plants before they get the chance to set seed.

For further information contact your local weeds or beef extension officer or the National Bellyache Bush Coordinator, on 0427 186 153 or [kay.bailey@nt.gov.au](mailto:kay.bailey@nt.gov.au).



**Good ground cover prevents establishment of weeds such as bellyache bush.**



**Foliar spray using Brushhoff or Starane**

---

## Territory Conservation Success

---

Territory Natural Resource Management, the regional body for natural resource management in the Northern Territory is delighted to announce that 15 conservation agreements have now been signed with landholders in the Territory, bringing the total land area protected under this program to 12 000 ha since the first agreement was signed in September 2011.

Territory Conservation Agreements (TCA) are voluntary, with landholders approaching Territory NRM with a site proposal featuring land with high conservation values and so far, a number of pastoral properties and some rural blocks, are managed under these agreements. Most of these special sites include wetlands and swamps which are a haven for native wildlife including vulnerable species and a spectacular array of birdlife.



Garry Riggs, a pastoralist from Lakefield Station says the main aim of their TCA is to protect and manage their waterholes as a vital water source and habitat for native species “It means we can protect our water holes, manage our land better through grazing management and look after these habitats.” Not only is this TCA helping to sustain native wildlife on the station, but it has also led to a positive impact on the pastoralist’s bottom line.

Under their TCA, the Riggs’ received \$48 000 funding towards fencing off the Flying Fox

wetlands to reduce the impact of cattle and are undertaking improved grazing management techniques, partially through the provision of alternative watering points for cattle. This in turn, has led to significant savings in one season through increasing water efficiency and using water soluble supplements rather than dry supplements.

The 10-year agreements are voluntary and worked out between the landholders and Territory NRM with management actions including some or all of the following:

- site conservation planning
- grazing and fire management
- weed eradication
- soil erosion and stabilisation
- revegetation
- water resources and quality.

Territory NRM Executive Officer Karen May says the success of the program can be attributed to the approach taken by Territory NRM staff "We're here to help; our staff will work with land managers to draw up site plans and develop management actions, and support them through the TCA process to make it as painless as possible." Increasingly land managers are looking at innovative ways to improve production and incorporate conservation into their management techniques, this has contributed to the success of the program "TCA's are not about locking up land, but improving land management practices in the long term, leading to sustainable use and long term benefits for the landholder and the environment. We encourage any landholders interested in being involved to get in touch with us"

Anyone interested in sending an expression of interest for a potential TCA site should visit the website [www.territorynrm.org.au/funding/tcas](http://www.territorynrm.org.au/funding/tcas) for more information.

Territory NRM provides expertise, advice, support and funding through the Australian Government's Caring for Country funding to help natural resource management projects across the Top End, through the Gulf/Savannah, Barkly and Katherine regions and Central Australia.

Over the past year Territory NRM has funded 37 groups including 13 Indigenous land management groups, four pastoral landcare groups, eight pastoralists, four educational institutions, four conservation organisations, three urban land care groups and four local government and industry groups.

For more information or to arrange an interview or potential TCA site visit (dependent on site access) please contact:

**Tablelands Regional TNRM Coordinator:** Ilse Pickerd

**E mail:** [ilse.pickerd@territorynrm.org.au](mailto:ilse.pickerd@territorynrm.org.au)

**Phone:** 08 8951 9207

**Web:** [www.territorynrm.org.au](http://www.territorynrm.org.au)



**CLAIM THE DATE**  
**MONDAY 12 – THURSDAY 15 AUGUST 2013**  
Northern Beef Research Update Conference  
**AT THE SEBEL, CAIRNS**  
**Throw your hat in the ring and make a difference...**  
Expressions of interest or further information  
Email - [nabrc@nabrc.org.au](mailto:nabrc@nabrc.org.au)  
Phone - Jackie Kyte 0409 564 729  
Visit - [www.nbruc.org.au](http://www.nbruc.org.au)

- Welcome Reception
- Research Update
- Presentations
- Scientific Posters
- Field Trip
- Conference Dinner

The banner includes a circular logo for the Northern Australia Beef Research Council on the left, a central image of a white cowboy hat, and a photograph of two white cows on the right.



## **Barkly Research Advisory Committee**

### **Resignation of Ben McGlynn as Chairman**

After a very successful 12 months on the committee, Ben McGlynn (Brunchilly Station) has left the district and therefore resigned as the BRAC chairman. Ben was a very active member of the pastoral community and the Barkly has been very fortunate to have someone with his passion for the industry ensuring that our region had input into the direction of MLA funding for RD&E across northern Australia.

Brunchilly itself has been a research hub in recent years playing host to several major DPIF projects such as Cashcow and the Phosphorus project. Ben has also been working with DPIF to start an MLA funded producer demonstration site (PDS) documenting the steps involved in setting up a bull multiplier herd on a commercial station. Although Ben has left Brunchilly, the department is keen to continue with the PDS and work with Ben's replacement to ensure the outcomes of the project are useful and relevant to other members of the industry looking to breed their own bulls.

### **Introducing Michael Johnson as new BRAC Chairman**

Michael Johnson (Brunette Downs Station) has willingly agreed to take over as the new chairman of BRAC. Michael brings an impressive breadth of enthusiasm and knowledge and we look forward to working with him to ensure our region continues to be well serviced in terms of RD&E.

### **Projects Discussed at Recent BRAC meeting**

The first BRAC meeting of the year was held on Tuesday the 26<sup>th</sup> February at the Tennant Creek DPIF office. After a full one day BRAC meeting in December last year at Brunchilly Station, committee members and DPIF staff discussed the possibility of setting up a project investigating water quality and its productive effects on growing cattle. Water quality on the Barkly Tablelands has been found to be quite poor in many places with several managers suspecting this may be having adverse effects on cattle performance. The main aim of the project will be to calculate the production loss from bores with high salinity and thus allow stations to make their own calculations about when it would become cost-effective to pipe in better water from elsewhere. AACo have been engaged upon their own water quality testing over the past couple of years and have agreed to host the trial at Brunette Downs Station. It is also proposed to include a wider study of rates of water consumption across a range of locations and levels of salinity, as it is reduced drinking that is the cause of reduced feed intake and thus reduced growth rates. It is envisaged the project will commence later this year.

The meeting also reviewed the list of current and recently completed research and demonstration projects on the Barkly. Currently underway and proposed projects are:

- Phosphorus trial - Brunchilly
- Bull breeding demonstration - Brunchilly
- Water quality demonstration – Brunette Downs and elsewhere
- Pasture condition under rotational grazing - Beetaloo
- Spelling and stocking rate study - Alexandria

Projects recently completed or being finalised include the Cashcow project and Liveweight gain project. Both of these have been recently completed so the next stage is to publicise and use the results. The final report of the Alexandria Fire project is in the last stages of completion. The pastoral

survey for the Barkly and the NT as a whole is now being written up. The results should be published by the end of May and the booklet is expected to be launched at the Tennant Creek Show on 12 July.

The other subject discussed was the Barkly Herd Management Forum. The date of 6-7 August was chosen and some options for a varied and practical program were discussed. Details of the Forum will be in the next edition of Barkly Beef.

Casey Collier  
BRAC Secretariat  
Ph: 08 8962 4493  
E: casey.collier@nt.gov.au

---

## New Loss Carry-back Scheme for Tax

---

*Christine Long, Director Policy and Services, DPIF.*

The 2012 Australian Government Budget announced a new tax concession as part of its business tax reform measures that will benefit businesses run by companies and/or taxed as companies who elect to carry back losses. The Australian Taxation Office is currently in the process of determining how these rules will operate and recently released draft legislation for comment.

Broadly speaking, the new scheme allows for "Company Loss carry-back", meaning that companies which have paid tax in previous tax years and find themselves in a tax loss position in future can claim back some of the tax they have paid in past tax years (at the company tax rate). This enables the losses to be used more quickly. It only applies to revenue losses.

This will start in the 2012-13 year, allowing for a loss carry-back refund to be claimed against tax paid last financial year in 2011-12. From 2013-14, this can then be claimed for the two years previous.

The maximum amount of losses which can be carried back is \$1 million per year, so the maximum cash benefit in a given year will be \$300,000.

Obviously, DPIF is not able to give you taxation and financial advice. If you think this tax refund scheme might benefit your company's business enterprise, talk to your accountant about this initiative to clarify and expand on any issues.

Further information can be obtained from your accountant and the Australian Taxation Office website at:

<http://www.ato.gov.au/content/00331932.htm> or email: [LossCarryBack@treasury.gov.au](mailto:LossCarryBack@treasury.gov.au)





## What, When & Where

<b>MARCH</b>		
NTCA AGM & Industry Conference	21-22 March	Alice Springs
Aileron Bush Weekend	30-31 March	Aileron
Easter	29 March – 1 April	Public Holiday
<b>APRIL</b>		
ACA Campdraft Finals	18-20 April	Kilkivan QLD
NT ICPA Conference	23-24 April	Public Holiday
ANZAC Day	25 April	Mataranka
Boulia Campdraft & Rodeo	27-28 April	Boulia
<b>MAY</b>		
Daly Waters Campdraft	3-5 May	Daly Waters
May Day	6 May	Public Holiday
Alice Springs Cup	6 May	Alice Springs
Tennant Creek Races	18 May	Tennant Creek

### **\* REMINDER \***

#### **2013 Tennant Creek & District Show Cattle Section Friday 12<sup>th</sup> July**

##### **Classes Include:**

- 1. Pen of 2 bulls**
- 2. Single Local Bull**
- 3. Pen of 2 Mature Breeding Cows**
- 4. Pen of 2 Heifers 180-250kg**
- 5. Pen of 2 Heifers 250-350kg**
- 6. Pen of 2 Heifers 350-450kg**
- 7. Pen of 2 Steers 180-250kg**
- 8. Pen of 2 Steers 250-350kg**
- 9. Pen of 2 Mickeys 180-250kg**
- 10. Led Calf**

***Nomination forms and further details posted soon***



**Above: Jane Douglas (DPIF) feeds out lick for the Phosphorus trial at Brunchilly, while the boys wait patiently.**



**Remaining photos courtesy of Sandy Bauer, Brunchilly Station**



## Live Cattle Exports via Darwin Port – FEBRUARY 2013

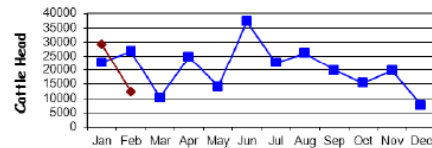
# Please note that the "NT CATTLE" figures are NT cattle exported through the Port of Darwin only, some NT cattle are exported through interstate ports.

Destination	TOTAL CATTLE (including interstate)						# NT CATTLE						
	2011	2012	Last year 29/2/12	YTD 28/2/13	1-28 FEB	Previous Month	2011	2012	Last year 29/2/12	YTD 28/2/13	1-28 FEB	Previous Month	
BRUNEI	4,163	4,639	737	1,054	1,054	0	4,163	4,639	737	1,054	1,054	0	
INDONESIA	239,346	201,748	47,251	35,974	8,327	27,647	223,526	189,994	42,541	32,274	8,227	24,047	
PHILIPPINES	16,068	27,324	0	0	0	0	16,068	26,337	0	0	0	0	
SABAH	0	460	0	0	0	0	0	460	0	0	0	0	
SARAWAK	1,197	0	0	0	0	0	1,197	0	0	0	0	0	
W-MALAYSIA	2,535	10,018	1,533	1,299	0	1,299	2,535	10,018	1,533	1,299	0	1,299	
VIETNAM	945	2,801	0	2,909	2,909	0	+2,909	2,801	0	2,909	2,909	0	
EGYPT	5,363	0	0	0	0	0	5,363	0	0	0	0	0	
<b>TOTAL</b>	<b>269,617</b>	<b>246,990</b>	<b>49,521</b>	<b>41,236</b>	<b>12,290</b>	<b>28,946</b>	<b>-16,656</b>	<b>253,797</b>	<b>234,249</b>	<b>44,811</b>	<b>37,536</b>	<b>12,190</b>	<b>25,346</b>
				<b>-8,285</b>							<b>-7,275</b>		

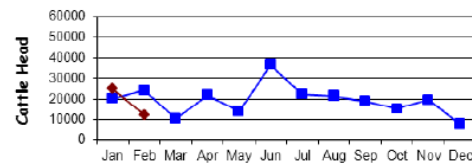
### February at a glance

- 12,290 head of cattle through the Port of Darwin during February, 16,656 less than January and 14,403 less than February last year.
- 2012 total cattle figures indicate 8,285 head less than last year. NT cattle 7,275 less than last year.

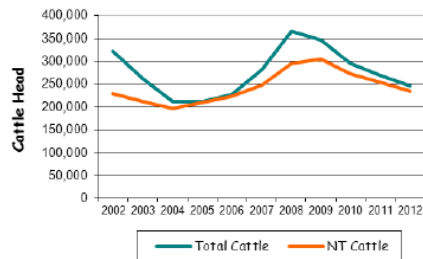
**TOTAL Live Cattle Exports thru Port of Darwin 2012 v 2013**



**NT Live Cattle Exports thru Port of Darwin 2012 v 2013**



**Live Cattle Exports thru the Port of Darwin (last 10 years)**



## OTHER LIVESTOCK EXPORTS VIA DARWIN PORT (includes NT and Interstate Stock)

Destination	Buffalo			Camels			Goats			Horses			Sheep			Pigs			
	2012	2013	1-28 FEB	2012	2013	1-28 FEB	2012	2013	1-28 FEB	2012	2013	1-28 FEB	2012	2013	1-28 FEB	2012	2013	1-28 FEB	
BRUNEI	628	0	99	0	0	0	635	0	0	0	0	0	0	0	0	0	0	0	0
INDONESIA	0	0	0	0	0	0	0	0	0	0	0	0	0	0	0	0	0	0	0
PHILIPPINES	0	0	0	0	0	0	0	0	0	15	0	0	692	0	0	0	0	0	0
W-MALAYSIA	0	0	0	0	0	0	0	0	0	0	0	0	0	0	0	0	0	0	0
SABAH	0	0	0	0	0	0	0	0	0	0	0	0	0	0	0	0	0	0	0
SARAWAK	0	0	0	0	0	0	0	0	0	0	0	0	0	0	0	0	0	0	0
<b>TOTAL</b>	<b>628</b>	<b>99</b>	<b>99</b>	<b>0</b>	<b>0</b>	<b>0</b>	<b>635</b>	<b>0</b>	<b>0</b>	<b>15</b>	<b>0</b>	<b>0</b>	<b>692</b>	<b>0</b>	<b>0</b>	<b>0</b>	<b>0</b>	<b>0</b>	<b>0</b>

## NATIONAL CATTLE PRICES - W/E 1/3/2013

HEAVY STEER								MEDIUM STEER									
Estimated dressed weight price (cents/kg)								Estimated dressed weight price (cents/kg)									
SALEYARDS				O.T.HOOKS				SALEYARDS				O.T.HOOKS					
NSW	QLD	SA	AV (Aust)	NSW	QLD	SA	AV (Aust)	NSW	QLD	SA	AV (Aust)	NSW	QLD	SA	AV (Aust)		
This week	317	331	nq	327	323	315	Nq	312	This week	317	301	236	310	317	300	Nq	310
Last week	311	325	nq	315	322	315	Nq	312	Last week	299	311	236	300	314	300	Nq	309
Year ago	343	348	327	348	331	336	nq	327	Year ago	326	338	335	335	324	335	Nq	329
MEDIUM COW								TRADE STEER									
Estimated dressed weight price (cents/kg)								Estimated dressed weight price (cents/kg)									
SALEYARDS				O.T.HOOKS				SALEYARDS				O.T.HOOKS					
NSW	QLD	SA	AV (Aust)	NSW	QLD	SA	AV (Aust)	NSW	QLD	SA	AV (Aust)	NSW	QLD	SA	AV (Aust)		
This week	274	269	212	266	265	285	215	248	This week	348	340	284	341	327	308	310	315
Last week	263	271	197	256	265	285	215	248	Last week	347	338	293	337	327	308	310	314
Year ago	297	309	300	303	284	301	265	283	Year ago	391	356	377	385	327	333	nq	330
LIVE EXPORT QUOTES								Prices courtesy of Meat & Livestock Australia									
Estimated live weight price (cents/kg)								mla market INFORMATION www.mla.com.au									
LIGHT STEERS (260-360 kg)				LIGHT HEIFERS (260-360 kg)													
Darwin	Broome	Darwin	Broome														
This week	175	nq	155	nq													
Last week	nq	nq	nq	nq													
Year ago	185	nq	170	nq													

## CURRENCY EXCHANGE RATES

Key Currencies 1AUD =	Current 1.3.2013	Previous month 1.2.2013	3 months ago 1.12.2012	1 Year ago 1.3.2012	Pre-devaluation 01.07.1997
Brunei Dollar	1.24680	1.27334	1.25804	1.34523	1.076
Indonesian Rupiah	9,865.70	10,101.6	10,011.71	9,656.95	1830
Philippine Peso	41.4857	42.5191	42.6079	45.08015	19.84
Malaysian Ringgit	3.16332	3.20701	3.18699	3.19984	1.9
Euro	0.78045	0.77621	0.80872	0.80410	N/A
US Dollar	1.02110	1.04451	1.03753	1.04971	0.752

Prepared by the NT Department of Primary Industry and Fisheries

This publication contains commodity market information prepared for DPIF staff use in strategic research and extension planning. While DPIF exercise care in the compilation and preparation of this information, no responsibility is taken for its accuracy or for the completeness of any information that is reproduced from other sources. DPIF denies any loss or damage to any person whether caused directly or indirectly by the use of any of the information provided.

### PREVIOUS 8 YEARS

Total Cattle, Port of Darwin								NT Cattle, Port of Darwin							
2005	2006	2007	2008	2009	2010	2011	2012	2005	2006	2007	2008	2009	2010	2011	2012
212,616	229,854	283,046	364,944	347,314	295,605	269,617	246,990	210,558	225,413	247,281	295,539	304,818	272,749	253,797	234,249



## **BARKLY HOUSE- STAFF LIST**

---

**BARKLY HOUSE**  
First Floor, 99 Paterson St  
PO Box 159, Tennant Creek, NT, 0861  
Fax: (08) 8962 4480

### **Department of Primary Industry and Fisheries**

#### **Regional Management**

Executive Officer	<i>Helen Kempe</i>	08 8962 4484
Administration Officer	<i>Skye-Lea Ries</i>	08 8962 4488

#### **Animal Health**

Regional Stock Inspector	<i>Thomas Haines</i>	08 8962 4458 M: 0401 113 445
Stock Inspector	<i>Greg Maguire</i>	08 8962 4492 M: 0457 517 347

#### **Pastoral Production**

Pastoral Production Technical Officer	<i>Casey Collier</i>	08 8962 4493
Pastoral Production Technical Officer	<i>Jane Douglas</i>	08 8962 4483

### **Barkly Landcare & Conservation Association**

Landcare Facilitator	<i>Naomi Wilson</i>	08 8962 4494
Project Officer	<i>Thomas Grounds</i>	08 8962 4479
Project Officer	<i>Jon Hodgetts</i>	08 8962 4485

### **Sustainable Farm Practices NT**

Caring for our Country Facilitator	<i>Drew Gracie</i>	08 8962 4487
------------------------------------	--------------------	--------------

POSTAGE  
PAID  
AUSTRALIA

**To:**

If undeliverable, please return to:  
Department of Primary Industry &  
Fisheries  
PO Box 159  
TENNANT CREEK NT 0861

